

Fleet Data User Guide

The Fleet Data options on the LTSV website were improved in mid-2014. This article provides some guidance on using the revised pages.

The Fleet Data sub-menu

There are four main Fleet Data pages. When you click on **Fleet Data** on the main menu, the Basic Fleetlist page will open. Each of the four pages has a sub-menu near the top to access the others. The current page is shown in bold.

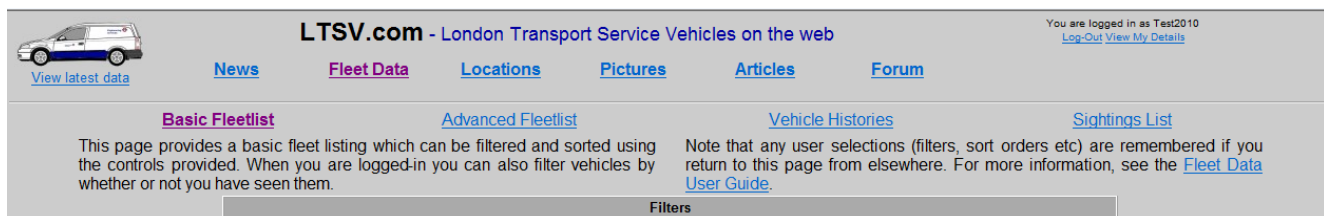


Fig.1 Fleet Data sub-menu

General changes

A fairly standardised design is used across these pages, so some features apply to all.

1. Filters appear on the same page as the results.
2. Page navigation options are improved
3. Sorting options are improved
4. Column headings and sorting buttons are repeated at the bottom of the results table
5. On the two Fleetlist pages, any filters and sorts that you apply are remembered. For example, if you use the filters to view a list of Leyland lorries, then go and view some other pages, when you return to the fleetlist page, it will still show just Leyland lorries.
6. The option to view versions of the pages optimised for printing out has been withdrawn. These will be reinstated at a later date.

Basic Fleetlist page

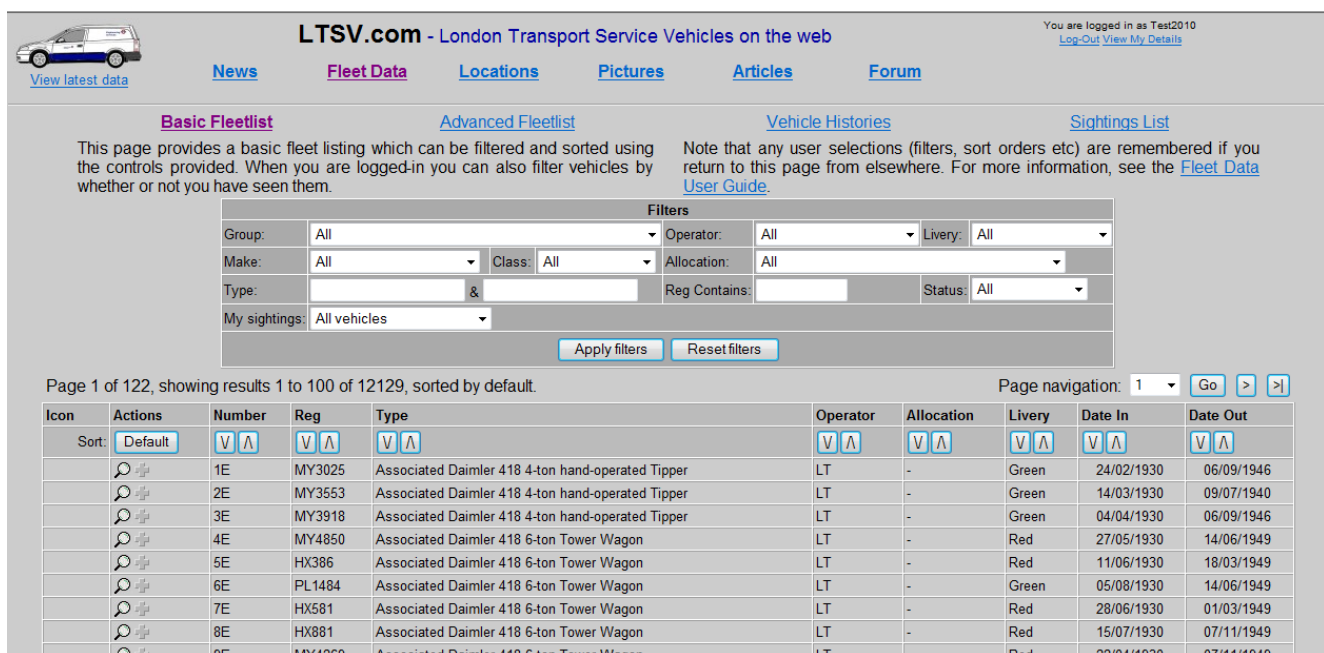


Fig.2 The Basic Fleetlist page

This page provides results broadly equivalent to the previous fleet listing option. Most of the filters use drop-down boxes, from which values can be picked. The **Group** filter is new and allows sub-sets of vehicles to be viewed. The values in this drop-down are nested. For example, you could select "Central, All", "Central, Numbered, All", "Central, Numbered, Leased, All", "Central, Numbered, Leased, 6000-6999" or "Central, Numbered, Leased, 6500-6599", each stage refining the list of results to a narrower group.

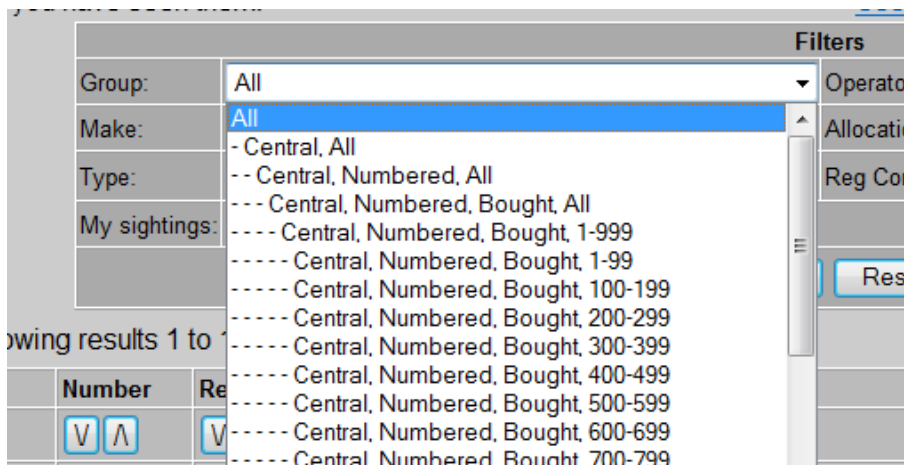


Fig.3 The Group drop-down

The **Type** and **Reg Contains** filters are text boxes rather than drop-downs, and will accept typed entries. The reason for there being two **Type** boxes is to allow more detailed searches. For example, typing "Transit Van" in one box would not return a vehicle listed as a "Transit LWB Van". However, typing "Transit" in one and "Van" in the other would. Registration numbers do not contain any spaces. Hence, searching for "THV1" would find THV1S, THV10S, THV110S etc.

When you are logged-in, an additional filter appears, titled **My sightings**. This enables you to view only vehicles you have (or have not) logged sightings of.

A limitation of the filters is that the database only holds the current (or last) attribute for each vehicle. So, for example, vehicles that were new to First London but which later passed to Metroline or Tower Transit are shown only under the latter operators. Hence filtering the results to show vehicles where the Operator is First London will not return these vehicles. This applies to all vehicles which have had a change of vehicle details, livery or operator. A future development of LTSV will allow these changes to be more fully recorded and filtered.

Selected filters are not applied to the results until you click on the **Apply Filters** button. To clear all current filters, click on **Reset Filters**.

The main results table will show up to 100 records at a time. To move from one page to another, use the navigation controls on the right hand side. The buttons visible here will depend on which page you are on and how many pages of results there. In the example below, the buttons from left to right are 'go to first page', 'go to previous page', 'select a numbered page', 'go to the selected page number', 'go to the next page' and 'go to the last page'.

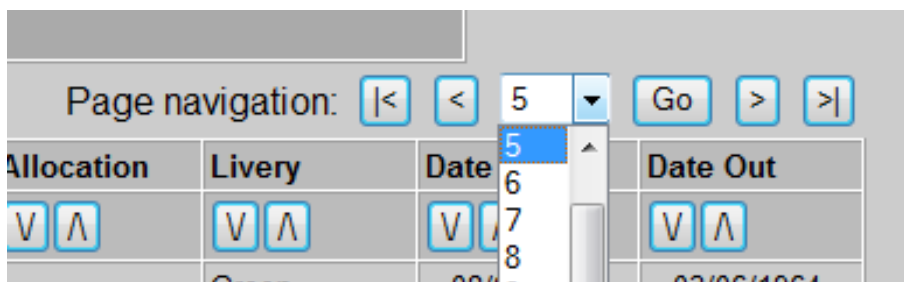


Fig.4 The page navigation controls

On the left hand side is text that shows how many results have been found, which results are currently being displayed, and what order they are sorted in. To change the sort order, click on any arrow button at the head of each data column. The **Default** button will sort the results into 'normal' order for service vehicles. That is central fleet vehicles first (numbered vehicles in number order then un-numbered vehicles in registration number order), followed by bus company vehicles in registration number order.

Page 5 of 122, showing results 401 to 500 of 12129, sorted by default.

Icon	Actions	Number	Reg	Type
Sort:	Default	V ▲	V ▲	V ▲
		401W	GK3174	AEC Regal 6 1/2-ton Stores Lorry
		402W	GN2006	AEC Regal 6 1/2-ton Stores Lorry
		403W	GH3829	AEC Regal 6 1/2-ton Stores Lorry

Fig.5 The results summary and sorting buttons

The first column of the results table shows an icon of the vehicle (if one is available). To view more details about a particular vehicle, click on the icon (or the space where an icon would have been). Another way to access the detail page is to use the magnifying glass icon in the **Actions** column. If you are logged in, additional icons will appear in this column. A grey plus sign can be clicked to log a sighting of a vehicle, while a green tick indicates that you have already logged a sighting. Note that to add a sighting for a vehicle you have already seen, you need to go through the vehicle detail page.

Icon	Actions	Number	Reg	Type
Sort:	Default	V ▲	V ▲	V ▲
		7100F	LT61YSD	Ford Transit Mk7 100 T350 LWB High
		7101R	LX61YGV	Renault Kangoo ML19 dCi 67 Van
		7102P	LN11ZTU	Peugeot Partner Tepee S HDI 75 Esta
		7103P	LT61AEC	Peugeot Partner Tepee S HDI 75 Esta
		7104F	LT61YOL	Ford Transit Mk7 100 T350 LWB Drop
		7105F	LT61YLP	Ford Transit Mk7 100 T350 LWB Drop
		7106F	LT61YOG	Ford Transit Mk7 100 T350 LWB ECF
		7107F	LT61YSF	Ford Transit Mk7 100 T350 LWB ECF

Fig.6 Results table, showing Icons and Action buttons

The allocation for current vehicles is shown as a code. To see the name of the location, hover over the code. To see details of the location, click on the code. Note also that the sorting and page navigation controls are repeated at the bottom of each page.

		7195V	LR61JNN	Vauxhall Astra Club Ecoflex Van	JNP	ACF	White/Blue	13/01/2012	-
		7196V	LR61JVY	Vauxhall Astra Club Ecoflex Van	JNP	ACF	White/Blue	13/01/2012	-
		7197V	LS61NNH	Vauxhall Astra Club Ecoflex Van	JNP	ACF	White/Blue	13/01/2012	-
		7198V	LS61NKH	Vauxhall Astra Club Ecoflex Van	JNP	ACF	White/Blue	13/01/2012	-
		7198F	LT12GFZ	Ford Transit Mk7 100 T350 LWB High-Roof Crew Van	LUL	ET	Acton Town, Frank Pick House - Click to view details		
		7199R	LV61NKP	Renault Modus Expression dCi 88 5-door Hatchback Car	LUL	TR	of this location		
Sort:	Default	V ▲	V ▲	V ▲	V ▲	V ▲	V ▲	V ▲	V ▲
Icon	Actions	Number	Reg	Type	Operator	Allocation	Livery	Date In	Date Out

Page 1 of 1, showing results 1 to 100 of 100, sorted by default. Page navigation: 1 Go

Fig.7 De-coding allocation codes, and repeated controls

Advanced Fleetlist page

The Advanced Fleetlist shares many features with the Basic Fleetlist. Only the additional features will be described below. The queries that underly this page are very complex and the page may take a couple of seconds to load.

LTSV.com - London Transport Service Vehicles on the web

You are logged in as Test2010
[Log-Out](#) [View My Details](#)

[View latest data](#) [News](#) [Fleet Data](#) [Locations](#) [Pictures](#) [Articles](#) [Forum](#)

[Basic Fleetlist](#) **[Advanced Fleetlist](#)** [Vehicle Histories](#) [Sightings List](#)

This page provides many more sorting and filtering options than the basic fleetlist, but it does use some very complex queries and can be slow to load. The information is spread across 5 sheets, accessed by the buttons above the main table.

Note that any user selections (filters, sort orders etc) are remembered if you return to this page from elsewhere. For more information, see the [Fleet Data User Guide](#).

Filters

Group: All Operator: All Livery: All

Make: All Class: All Allocation: All Now

Type: & Date In: Between 00/00/0000 and 31/12/2099

Registration: All Contains: Date out: Between 00/00/0000 and 31/12/2099

My sightings: All vehicles Status: All

[Apply filters](#) [Reset filters](#)

Page 1 of 122, showing results 1 to 100 of 12129, sorted by default. Page navigation: 1 [Go](#) [>](#) [>>](#)

[Main Details](#) [Extra Details](#) [History](#) [Stats](#) [Photos](#)

Icon	Actions	Number	Reg	Type	Operator	Livery	Allocation	Date In	Date Out
	Sort: Default V ^ V ^ V ^				V ^	V ^	V ^	V ^	V ^
		1E	MY3025	Associated Daimler 418 4-ton hand-operated Tipper	LT	Green	n/a	24/02/1930	06/09/1946
		2E	MY3553	Associated Daimler 418 4-ton hand-operated Tipper	LT	Green	n/a	14/03/1930	09/07/1940
		3E	MY3918	Associated Daimler 418 4-ton hand-operated Tipper	LT	Green	n/a	04/04/1930	06/09/1946
		4E	MY4850	Associated Daimler 418 6-ton Tower Wagon	LT	Red	n/a	27/05/1930	14/06/1949
		5E	HX386	Associated Daimler 418 6-ton Tower Wagon	LT	Red	n/a	11/06/1930	18/03/1949
		6E	PL1484	Associated Daimler 418 6-ton Tower Wagon	LT	Green	n/a	05/08/1930	14/06/1949
		7E	HX581	Associated Daimler 418 6-ton Tower Wagon	LT	Red	n/a	28/06/1930	01/03/1949
		8E	HX881	Associated Daimler 418 6-ton Tower Wagon	LT	Red	n/a	15/07/1930	07/11/1949
		9E	MY4269	Associated Daimler 418 6-ton Tower Wagon	LT	Red	n/a	22/04/1930	07/11/1949
		10E	MY4111	Associated Daimler 418 6-ton Tower Wagon	LT	Red	n/a	12/04/1930	07/11/1949
		11S	XD8396	Associated Daimler 503 5-ton Ticket Van	LT	Red	n/a	06/1928	29/06/1940
		12S	XH3365	Associated Daimler 503 5-ton Ticket Van	LT	Red	n/a	07/1928	23/07/1940

Fig.8 The Advanced Fleetlist page

In the filters section there are several additional options. Alongside the **Allocation** drop-down is an extra drop-down containing two options; 'Now' and 'Ever'. These can be used to show the vehicles currently allocated to a given location, or all vehicles ever allocated there. Note that the latter information will not be comprehensive until the vehicle history inputting is completed (expected around the end of 2014).

Filters

Operator: All Livery: All

Allocation: Acton Town, Bollo House (ACB) Now

Date In: Between 00/00/0000 and 31/12/2099

Date out: Between 00/00/0000 and 31/12/2099

Now
Ever

Fig.9 The Allocation drop-down and Now/Ever drop-down

The **Registration** drop-down allows you to view only vehicles with a certain type of (or year/part-year) registration.

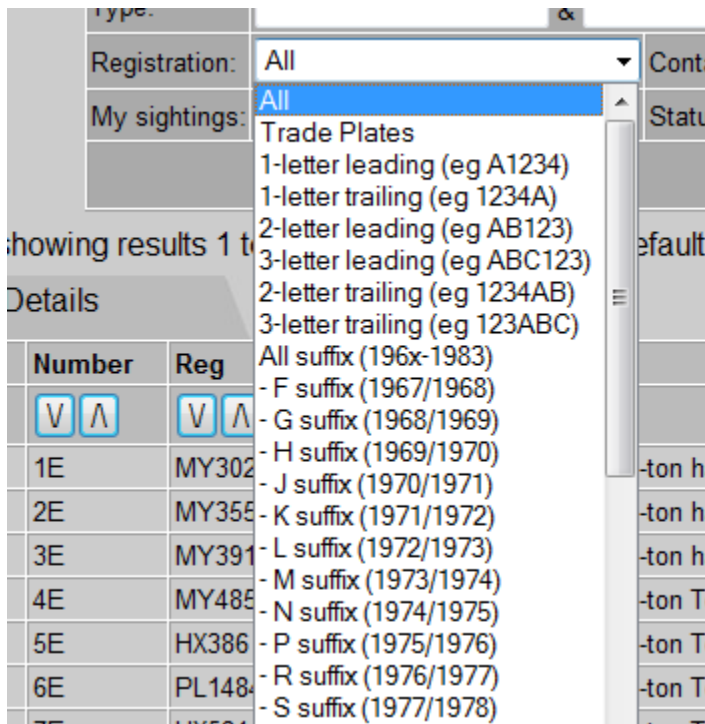


Fig.10 The Registration drop-down

There are four date boxes in the **Date In / Date Out** section to provide the greatest flexibility when filtering. The default values are 00/00/0000 and 31/12/2099 as shown, and leaving these values in will return all vehicles (unless other filters are applied).

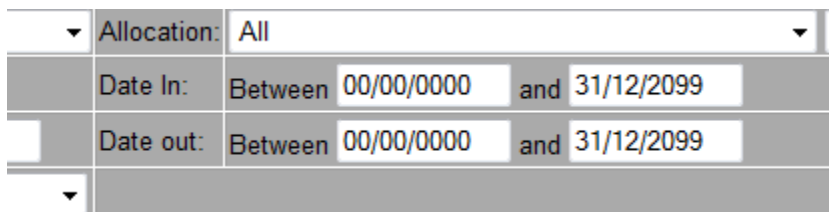


Fig.11 The Date In and Date Out controls with default values

If you wanted to see all the vehicles taken into stock during 1975, enter dates as shown in Fig.12. To see vehicles disposed of during a period, use the **Date Out** controls.

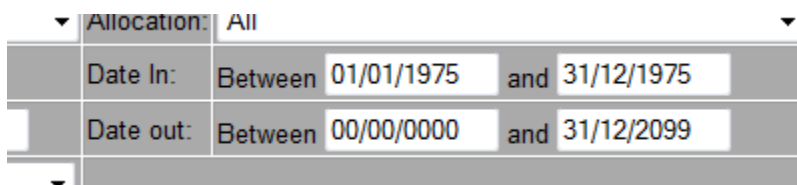


Fig.12 Using the Date in controls to find vehicles new in 1975

To see all the vehicles in stock at any given date, enter that date in the second **Date In** box and the first **Date Out** box. This means you are showing only vehicles that entered stock before the given date and left stock after that date.

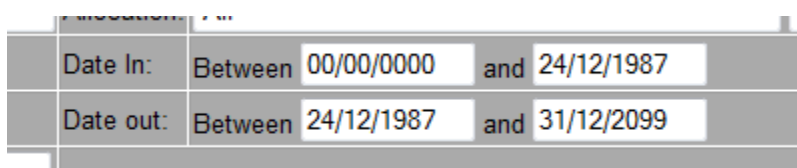


Fig.13 Using the Date In and Date Out controls to find all vehicles in stock at 24/12/1987

A limitation of the current database means that the results of a filter such as this may not be completely accurate. For example, a vehicle that was operated by Grey Green in 1987 but which later passed to Arriva London will show as being Arriva London whatever date you filter by. This applies to the vehicle details, livery, operator and allocation. A future development of LTSV will address this issue.

To provide the greatest flexibility in terms of sorting and displaying results, the Advanced Fleetlist has a large number of columns, most of which have sorting buttons. To enable all the columns to be shown, they are split across five different **sheets**. Note the distinction between sheets (which would be arranged horizontally) and pages (which would be arranged vertically). The different sheets are accessed by buttons above the results table. By default, the first view will be of the **Main Details** sheet. This view is rather similar to the Basic Fleetlist page.

Icon	Actions	Number	Reg	Type	Operator	Livery	Allocation	Date In	Date Out
		1E	MY3025	Associated Daimler 418 4-ton hand-operated Tipper	LT	Green	n/a	24/02/1930	06/09/1946
		2E	MY3553	Associated Daimler 418 4-ton hand-operated Tipper	LT	Green	n/a	14/03/1930	09/07/1940

Fig.14 The Main Details sheet, with buttons to access the other four pages

The second sheet is entitled **Extra Details**. This includes chassis and body numbers plus details of the supplier and disposal (where known). All columns can be sorted.

Icon	Actions	Number	Reg	Chassis No	Body No	Date In	Supplier	Date Out	Disposal
		1E	MY3025	418090		24/02/1930		06/09/1946	Lammas Motors, Wandsworth
		2E	MY3553	418086		14/03/1930		09/07/1940	Lammas Motors, Wandsworth

Fig.15 The Extra Details sheet

The third sheet is **History**, and this gives a detailed view of the history for each vehicle. Inputting of this information is ongoing, and expected to be completed by the end of 2014. Note that you cannot sort on the columns on this page. See the **Vehicle Histories** page later on for more options.

Icon	Actions	Number	Reg	Date	Event	Location	Department	Notes
		1600F	AML799H	21/05/1970	New into stock	Works u	n/a	ex Godfrey Davis Ltd
				02/06/1970	Licensed and transferred	Chiswick Works	Distribution Services Manager (Gp.3)	ex Works. Replacement for 1163F
				by01/09/1972	Allocated to	Chiswick Works	Distribution Services Manager (Gp.3)	
				by01/01/1974	Allocated to	Chiswick Works	Distribution Services Manager (Gp.3)	
				17/07/1978	Delicensed and transferred	Works u	n/a	ex Chiswick, Distribution Services Manager (Gp.3)
				19/07/1978	Relicensed	Chiswick Works	Distribution Services Manager (Gp.3)	ex Works. Location given by pencilled addition
				31/07/1978	Delicensed and transferred	Works u	n/a	ex Distribution Services Manager
				15/09/1978	Transferred (unlicensed)	Unknown	Rolling Stock Inspection	ex Aldenham. Non-contiguous
		18/06/1979	Sold		n/a	n/a	ex Works	
		1601F	AML800H	23/04/1970	New into stock	Works u	n/a	ex Godfrey Davis Ltd

Fig.16 The History sheet

The fourth sheet is **Stats** and has a large number of columns. Most of these are calculated. For reference, the columns are (after the first four which appear on every page):

- Lic On The date the vehicle was first licensed (if known)
- Date In The date the vehicle was taken into stock
- First Sight The date of the first sighting reported on LTSV
- Reports The quantity of sightings reported
- Last Sight The date of the last sighting reported on LTSV
- Date Out The date the vehicle was taken out of stock
- Life (yrs) The duration of the vehicle's life as a service vehicle (from the date into stock to the date out of stock, or to today for vehicles that remain in stock)
- Lic Off The date the vehicle was last licensed until (if known)
- Photos The quantity of photographs of the vehicle published on LTSV
- Notes The quantity of notes recorded about this vehicle on LTSV
- History The quantity of history events recorded for this vehicle
- Added The date the vehicle was added to the LTSV database
- Edited The date the vehicle's database entry was last modified

Again, all columns can be sorted, in either direction.

Page 1 of 1, showing results 1 to 100 of 100, sorted by default. Page navigation: 1 Go

Main Details Extra Details History Stats Photos

Icon	Actions	Number	Reg	Lic On	Date In	First Sight	Reports	Last Sight	Date Out	Life (yrs)	Lic Off	Photos	Notes	History	Added	Edited
		1600F	AML799H	02/06/1970	21/05/1970	n/a	0	n/a	18/06/1979	9.08	20/12/1987	1	2	9	01/09/2005	04/12/2012
		1601F	AML800H	n/a	23/04/1970	14/08/1971	1	14/08/1971	03/09/1973	3.36	n/a	0	1	5	01/09/2005	01/02/2014
		1602TV	NLE970	n/a	03/09/1970	29/04/1972	2	25/08/1975	20/05/1976	5.71	n/a	0	1	5	01/09/2005	04/02/2014
		1603F	EGN516J	01/10/1970	24/09/1970	21/04/1971	2	22/01/1972	18/06/1975	4.73	31/05/1985	0	1	9	01/09/2005	02/02/2014
		1604F	EGN517J	n/a	07/10/1970	17/06/1972	2	10/08/1972	17/09/1974	3.95	n/a	0	0	8	01/09/2005	01/02/2014
		1605F	EGN518J	n/a	03/02/1971	21/02/1975	1	21/02/1975	23/10/1974	3.72	n/a	0	1	6	01/09/2005	02/02/2014
		1606F	EGN519J	n/a	14/07/1971	01/03/1975	1	01/03/1975	19/08/1975	4.10	n/a	0	1	6	01/09/2005	02/02/2014
		1607F	EGN520J	n/a	08/12/1970	20/04/1976	1	20/04/1976	12/11/1974	3.93	n/a	0	1	6	01/09/2005	02/02/2014
		1608F	EGN521J	n/a	18/12/1970	07/04/1971	2	03/01/1972	11/11/1974	3.90	n/a	0	1	6	01/09/2005	02/02/2014

Fig.17 The Stats sheet showing multiple columns and sorting buttons

The final sheet is **Photos**, and this naturally enough shows, for each vehicle, all the photographs that have been published on LTSV.

Page 1 of 1, showing results 1 to 99 of 99, sorted by default. Page navigation: 1 Go

Main Details Extra Details History Stats Photos

Icon	Actions	Number	Reg	Photos
		7200R	LV61NKA	
		7201R	LV61NKR	No photos published
		7202R	LV61NHH	No photos published
		7203R	LV61OEF	No photos published
		7204R	LV61NJK	

Fig.18 The Photos sheet

Vehicle Histories page

This page shows all the vehicle history events (transfers, modifications etc) for each vehicle. Inputting of these events is ongoing at present and expected to be completed sometime around the end of 2014. By default, the page shows all events in date order. You can filter the list to show only certain periods, events or locations, and you can sort on each column.

LTSV.com - London Transport Service Vehicles on the web

You are not logged in. [Log-in](#) [Register](#)

[View latest data](#) [News](#) [Fleet Data](#) [Locations](#) [Pictures](#) [Articles](#) [Forum](#)

[Basic Fleetlist](#) [Advanced Fleetlist](#) **Vehicle Histories** [Sightings List](#)

This page allows you to view, sort and filter all the entries in the vehicle histories table. For more details, click the button on the right. **Help is off** [Turn help on](#)

Page 1 of 244, showing results 1 to 100 of 24388, sorted by *event date*. Page navigation: 1 [Go](#) [>](#) [>>](#)

Number	Reg	Date	Event	Location	Department	Notes
TV 1	YE4361	11/4/27	Allocated to	Chiswick Works	n/a	
TV 1	YE4361	20/5/27	Transferred	Riverside (Hammersmith) Garage	n/a	Ex Chiswick
TV 1	YE4361	16/11/31	Sold	Unknown	n/a	
1E	MY3025	By 6/39	Allocated to	Finchley Garage	n/a	
403W	GH3829	03/07/1939	Converted and renumbered	Unknown	CE (B+C)	Converted from bus chassis (ex T242) to lorry
402W	GN2006	03/07/1939	Converted and renumbered	Unknown	CE (B+C)	Converted from bus chassis (ex T227) to lorry
406W	GK3191	03/07/1939	Converted and renumbered	Unknown	CE (B+C)	Converted from bus chassis (ex T269) to lorry
401W	GK3174	08/07/1939	Converted and renumbered	Unknown	CE (B+C)	Converted from bus chassis (ex T303) to lorry
405W	GN2068	08/07/1939	Converted and renumbered	Unknown	CE (B+C)	Converted from bus chassis (ex T241) to lorry
400W	GK3189	10/07/1939	Licensed	Unknown	CE (B+C)	Replacement for 49Z
49Z	TP	10/07/1939	Delicensed and transferred	Unknown	Reserve	ex CE (B+C). Replaced by 400W
	FXT104	10/07/1939	New into stock	Unknown	CE	ex Car Mart
416M	FXT96	11/07/1939	New into stock	Unknown	Chief Mechanical Engineer (Railways)	ex Stewart & Ardern
	FXT104	12/07/1939	Licensed	Unknown	n/a	
402W	GN2006	17/07/1939	Licensed	Unknown	CE (B+C)	Replacement for 52Z or 53Z
406W	GK3191	17/07/1939	Licensed	Unknown	CE (B+C)	Replacement for 52Z or 53Z

Fig.19 The Vehicle Histories page

This page includes built-in help notes, accessed by clicking the button on the right hand side.

LTSV.com - London Transport Service Vehicles on the web

You are not logged in. [Log-in](#) [Register](#)

[View latest data](#) [News](#) [Fleet Data](#) [Locations](#) [Pictures](#) [Articles](#) [Forum](#)

[Basic Fleetlist](#) [Advanced Fleetlist](#) **Vehicle Histories** [Sightings List](#)

This page allows you to view, sort and filter all the entries in the vehicle histories table. For more details, click the button on the right. **Help is on** [Turn help off](#)

About this page

At present the vehicle histories table only stores the 'outgoing' (ie after the event) location and department in separate fields. The 'incoming' (ie before the event) location and department are combined in the notes field where relevant. This does mean that you cannot filter or sort on the 'incoming' location or department. Also, since the 'outgoing' department entries are not yet standardised (eg some are abbreviated, others not), I figured that providing a filter on this field would be fairly pointless.

As a temporary work-around, the search box has been made to act on the outgoing location, outgoing department and the notes field. Therefore if you type a location or department name (or parts thereof), the results will include entries from both sides. For example, if you type "Hounslow", you will see all * movements both to and from Hounslow (although this will include other locations such as Hounslow East Station). Sorting by vehicle number will then make it easy to see when each vehicle moved in and out.

* Or at least you will once the data entry exercise is completed!

The search box is also useful for finding trade plates.

Although you can sort by vehicle fleetnumber (or registration), if you want to see the full history for a particular vehicle it would be easier to use the vehicle detail page. Links are provided in the table below.

Note that the inputting of history records is ongoing at present, and there are still gaps in the histories of most vehicles. This also means that filtering the results by certain years may return no results.

This is the first of several planned webpages intended to take advantage of the improved history section of the database. If you have any suggestions for additional ways in which the data could be interrogated or presented, please get in touch.

The navigation bar
The row below gives details of how many results have been found, and in what order they are being displayed. Each page is limited to displaying a maximum of 100 results, and there are controls on the right to move between pages. The navigation bar is repeated at the foot of the table.

Page 1 of 244, showing results 1 to 100 of 24388, sorted by *event date*. Page navigation: 1 [Go](#) [>](#) [>>](#)

The filtering bar
The row below contains controls for filtering the results. You can select a value from one or more drop-down box, then click on 'Apply Filters' to view the matching results. The Search box acts on the Location, Department and Notes columns, and is case-insensitive. For example, entering "His" will return results containing "Chiswick" etc. The Reset button will clear any applied filters. The filtering bar is not repeated at the foot of the table.

Number	Reg	Date	Event	Location	Department	Notes
--------	-----	------	-------	----------	------------	-------

The heading bar
The row below contains the headings for each column, and is repeated at the bottom of the table.

The sorting bar
The row below contains buttons for sorting the results. Downwards-pointing arrows sort the results normally (A-Z etc), upward ones sort in reverse (Z-A). The current sort order is shown in the navigation bar. Both the default and secondary sorting are always by event date. This apart, you cannot sort on more than one column. The sorting bar is also repeated at the foot of the table.

Fig.20 The Vehicle Histories page with Help turned on

Sightings List page

This page shows all the vehicle sightings that have been recorded on LTSV. The default view is of sightings in the current year, with the most recent at the top. Links are provided within the table to view more details about particular vehicles, locations or members.

LTSV.com - London Transport Service Vehicles on the web

You are not logged in. [Log-in](#) [Register](#)

[View latest data](#) [News](#) [Fleet Data](#) [Locations](#) [Pictures](#) [Articles](#) [Forum](#)

[Basic Fleetlist](#) [Advanced Fleetlist](#) [Vehicle Histories](#) [Sightings List](#)

This page displays service vehicle sightings that have been logged by contributors. The list can be filtered and sorted by various fields, the default view being that of sightings in the current year, with the most recent at the top.

Filters

Month/Year: All 2014 Place: All Comments contains: Posted by: All

[Apply filters](#) [Reset filters](#)

Page 1 of 25, showing results 1 to 100 of 2499, sorted by sighting date (most recent first) Page navigation: 1 [Go](#) [>](#) [>|](#)

Icon	Num	Reg	Details	Date	Place	Comments	Posted By
	7773VW	RE63MEV	Details	27/05/2014	Silwood Depot	Oldfield Grove	Ray
	7774VW	RE63UFU	Details	27/05/2014	Silwood Depot	Oldfield Grove	Ray
	7767R	LX63XKN	Details	27/05/2014	Silwood Depot	Oldfield Grove	Ray
		KP60EBG	Details	27/05/2014	New Cross Gate Depot	-	Ray
		KP60EBF	Details	27/05/2014	New Cross Gate Depot	-	Ray
	6825VW	RO59ULJ	Details	25/05/2014	Stratford Bus Station	-	London spotter
	7747VW	RK63XRX	Details	25/05/2014	Stratford Bus Station	-	London spotter
	6901VW	RO10ZHJ	Details	25/05/2014	Stratford Bus Station	-	London spotter
	7017M	WU11OHJ	Details	25/05/2014	Stratford Bus Station	-	London spotter
	6829VW	RO59ULR	Details	25/05/2014	Stratford Bus Station	-	London spotter
	6900VW	RO10ZHC	Details	25/05/2014	Stratford Bus Station	-	London spotter
	7310VW	RE62JTY	Details	25/05/2014	Stratford Bus Station	-	London spotter
	7003M	WU11OGW	Details	25/05/2014	Stratford City Bus Station	-	London spotter
	7013M	WU11OHC	Details	25/05/2014	Stratford City Bus Station	-	London spotter
	7005M	WU11OGO	Details	25/05/2014	Stratford City Bus Station	-	London spotter
	126	FP61XTV	Details	24/05/2014	Crossharbour	-	Bob Milner
		RK62OES	Details	24/05/2014	Crossharbour	-	Bob Milner
		BG59EOS	Details	24/05/2014	Crossharbour	-	Bob Milner
		EY12JGV	Details	24/05/2014	Canning Town	-	Bob Milner
		RK62OEX	Details	24/05/2014	Canning Town	-	Bob Milner

Fig.21 The Sightings List page with the default view

To view all sightings, change the Year to All, or to any other combination of Month and Year as required.

Month/Year: All 2014 Place: All

results 1 to 100 of sorted b

[Data](#) [ate](#)

Fig.22 The Month/Year filters

The **Place** drop-down includes all locations at which service vehicles have been reported, as well as all locations which have had an allocation of service vehicles.

Filters

Place: All

14

99, so

[Data](#)

27/11

[et filters](#)

- Aldgate Bus Station
- Aldgate East
- Aldgate Station
- Aldgate Sub-Station
- Aldwych
- Alexandra Palace Station
- Alperton
- Alperton Garage

Fig.23 The Place filter

To find more detailed information, use the **Comments contains:** text box. In the example below, smallbill has been entered. Note that the **Place** column includes a mixture of service vehicle locations (with links to view more details) and general places (in plain text).

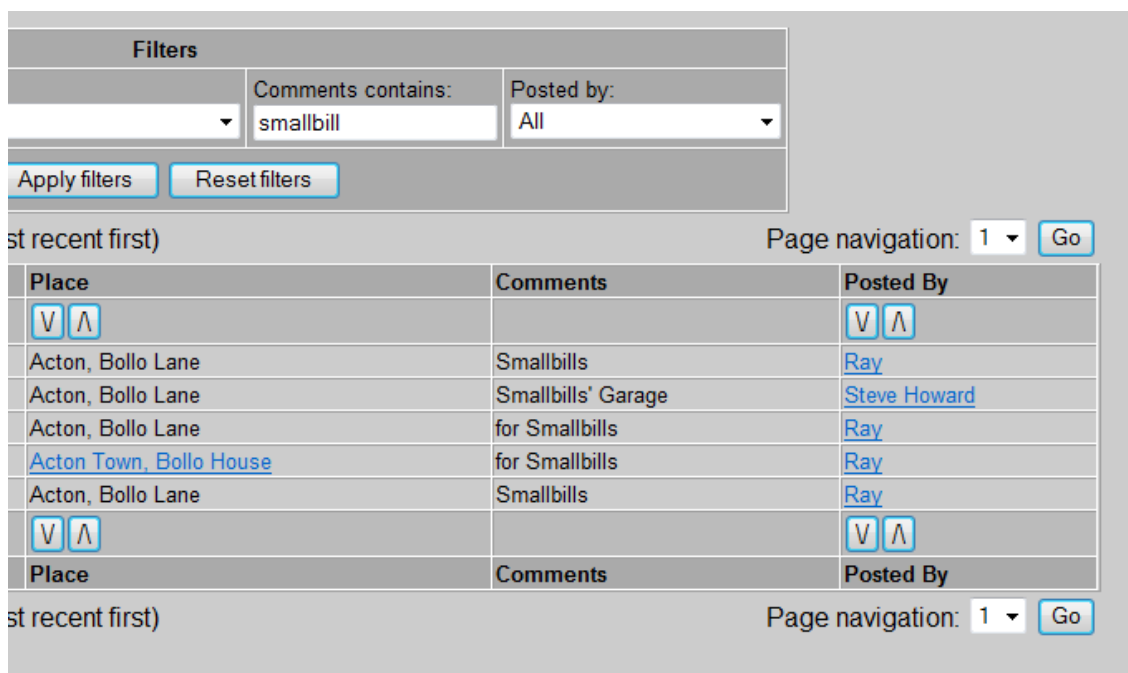


Fig.24 Using the Comments filter

To view your own sightings (or those of any other member), select the relevant name from the **Posted by** drop-down.

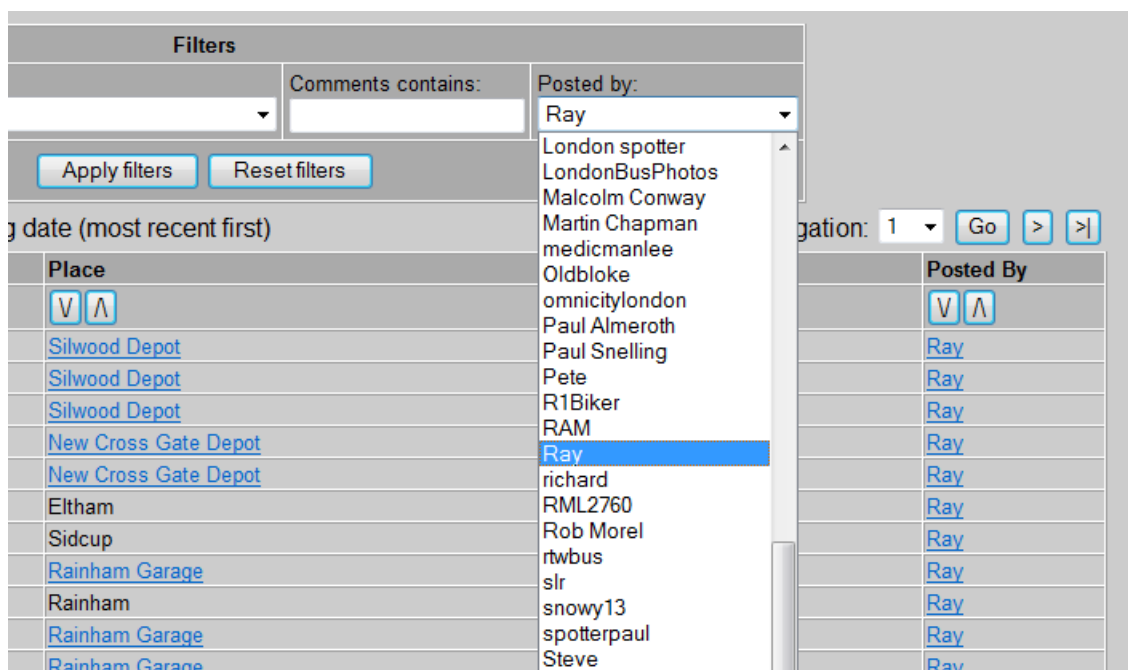


Fig.25 The Posted by filter

As with other pages, the filters will not be applied until you click on **Apply filters**.

===

If you have any comments or suggestions, please contact me at tom@ltsv.com